



## WORKSHEET / DRAWING LESSON

Equipment set-up for each child:

- worksheet
- red and green markers
- paint palette, brush, water
- white-out pen

## FRUIT OF THE SPIRIT:

# LOVE

EDIBLE FRUIT: STRAWBERRIES





## **DRAWING LESSON:**

FRUIT OF THE SPIRIT: **LOVE**

EDIBLE FRUIT: **STRAWBERRIES**

This year we will be learning about FRUIT. There are two types of fruit: Fruit that you eat and the Fruit of God's Spirit that grows inside of you.

Let's talk about about the edible fruit STRAWBERRIES! When strawberries are red they are ripe and ready to pick. They taste juicy and sweet. But sometimes strawberries can go rotten. Yuk! We would not want to eat the rotten strawberries.

Now, let's talk about the Fruit of the Spirit LOVE! There are lots of ways to show love. Sharing is a way that we can show love in the classroom. The opposite of SHARING is SELFISHNESS. Sharing is good fruit. Selfishness is not good fruit.

So, let's paint a delicious strawberry and think about GOOD FRUIT...

**THE GOOD FRUIT CALLED SHARING!**

WellDiggers: Bible Lessons for 4 -6 year olds

Series: **FRUIT OF THE SPIRIT**


Today's Lesson: **Strawberry (Edible Fruit) / LOVE (Spiritual Fruit)**

Name: your name

Color the outside of a strawberry.



Color the inside of a strawberry.



1. PRINT  
TEXT

Bible Story: Fruits of the Spirit / LOVE

One way to show love is by sharing with others.

Bible Reference: Gal 5:22-23

J	E	S	U	S	H	E	L	P	S	M	E	S	H	A	R	E
J	E	S	U	S	H	E	L	P	S	M	E	S	H	A	R	E

L	O	V	E
L	O	V	E

Songs: **Love, Love, Love One Another / Christ The Vine and We're His Branches**

WellDiggers: Bible Lessons for 4 -6 year olds

Series: **FRUIT OF THE SPIRIT**



Today's Lesson: **Strawberry (Edible Fruit) / LOVE (Spiritual Fruit)**

Name: your name

Color the outside of a strawberry.



Color the inside of a strawberry.



2. TRACE

Bible Story: Fruits of the Spirit / LOVE

One way to show love is by sharing with others.

Bible Reference: Gal 5:22-23

J	E	S	S	H	E	L	P	S	M	E	S	H	A	R	E
J	E	S	S	H	E	L	P	S	M	E	S	H	A	R	E

L	O	V	E
L	O	V	E


Songs: **Love, Love, Love One Another / Christ The Vine and We're His Branches**


WellDiggers: Bible Lessons for 4 -6 year olds


Series: **FRUIT OF THE SPIRIT**

Today's Lesson: **Strawberry (Edible Fruit) / LOVE (Spiritual Fruit)**

Name: your name

Color the outside of a strawberry. 

 Color the inside of a strawberry.



3. PAINT

Bible Story: Fruits of the Spirit / LOVE  
One way to show love is by sharing with others.

Bible Reference: Gal 5:22-23

J	E	S	U	S	H	E	L	P	S	M	E	S	H	A	R	E
J	E	S	U	S	H	E	L	P	S	M	E	S	H	A	R	E

L	O	V	E
L	O	V	E

Songs: Love, Love, Love One Another / Christ The Vine and We're His Branches

WellDiggers: Bible Lessons for 4 -6 year olds

Series: **FRUIT OF THE SPIRIT**



Today's Lesson: **Strawberry (Edible Fruit) / LOVE (Spiritual Fruit)**

Name: your name

Color the outside of a strawberry.



Color the inside of a strawberry.



4. ADD SEEDS WITH WHITE-OUT PEN

Bible Story: Fruits of the Spirit / LOVE

One way to show love is by sharing with others.

Bible Reference: Gal 5:22-23

J	E	S	U	S	H	E	L	P	S	M	E	S	H	A	R	E
J	E	S	U	S	H	E	L	P	S	M	E	S	H	A	R	E

L	O	V	E
L	O	V	E

Songs: **Love, Love, Love One Another / Christ The Vine and We're His Branches**