



FischerPhotoGraphics

WORKSHEET AND DRAWING LESSON:


# **SHEEP**

Bible Lessons for 4 and 5 year olds

Series:

Today's Lesson: **THE LORD IS MY SHEPHERD**

Name: your name




Bible Story: **The Good Shepherd**

Bible Reference: **John 10** I am the Good Shepherd... I give my life for the sheep. (v14,15)

THE		L	O	R	D		I	S		M	Y		S	H	E	P	H	E	R	D
THE																				


Songs: **Baa, Baa, He's the Good Shepherd**

# DRAWING SHEEP STEP-BY-STEP




**1**

Loopy line  
in the shape  
of a rectangle




**2**

Loopy smaller  
round attachment  
top corner



**3**

Smooth oval  
attachment



**4**


Add details:  
eye, mouth ear  
small loopy tail  
legs: 2 front, 2 back

Bible Lessons for 4 and 5 year olds


Series:

Today's Lesson: **THE LORD IS MY SHEPHERD**

Name: \_\_\_\_\_



Sheep drawing by Pearl



Bible Story: **The Good Shepherd**

Bible Reference: **John 10** I am the Good Shepherd... I give my life for the sheep. (v14,15)

T	H	E		L	O	R	D		I	S		M	Y		S	H	E	P	H	E	R	D

Songs: **Baa, Baa, He's the Good Shepherd**