

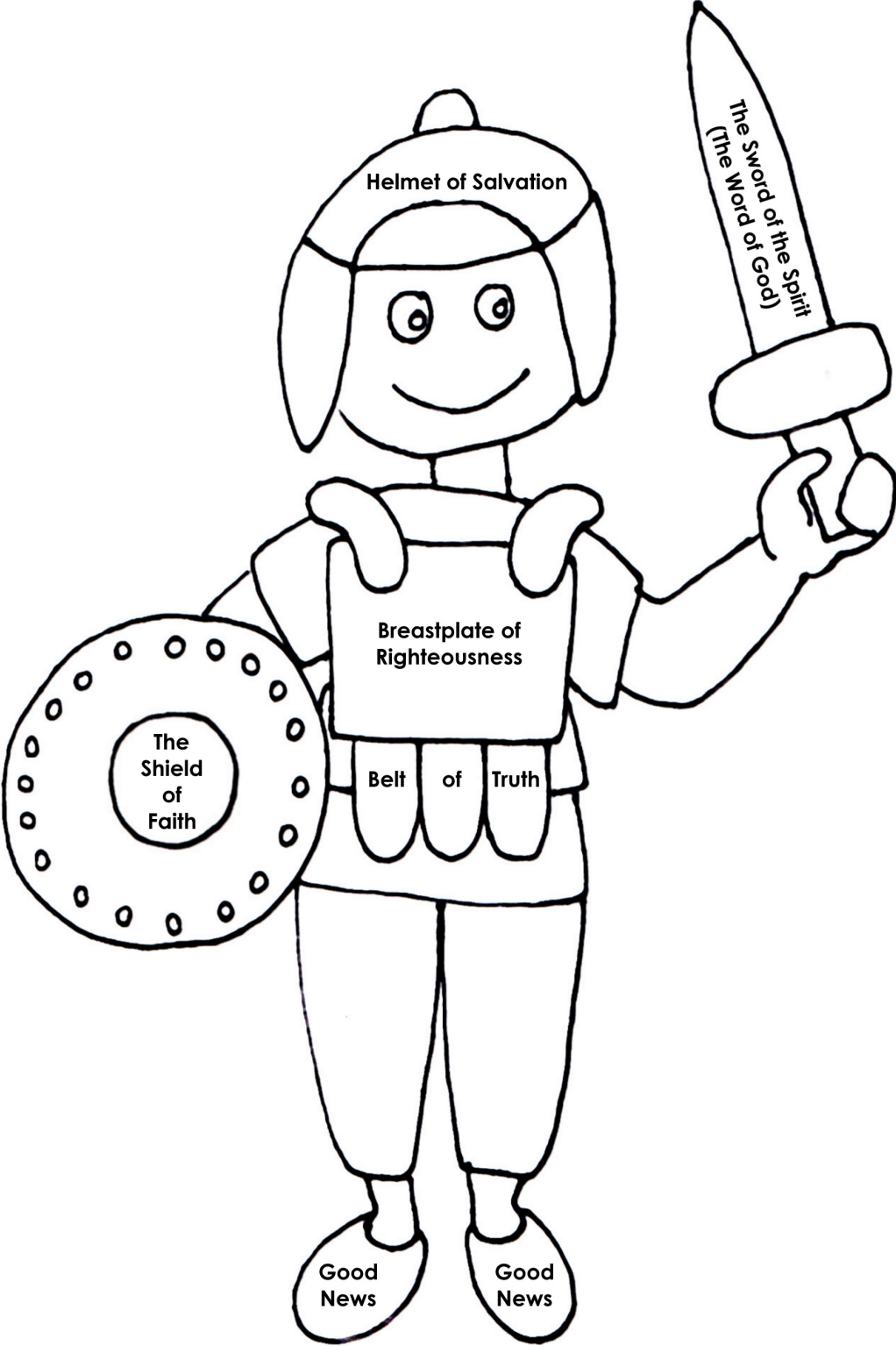


FischerPhotoGraphics

STEP-BY-STEP
COLOR RECOGNITION
LESSON

**THE FULL
ARMOR
OF GOD**
PIECE BY PIECE


Year Theme: THE FULL ARMOR OF GOD Bible Reference: EPHESIANS 6:10-18



Name: _____

1. Print your name.
Find a red crayon.
Hold it up high.
Find the HELMET.
Color the helmet red.

The HELMET OF SALVATION is the blood of JESUS.



Name: _____

2. Find a purple crayon.
Hold it up high
Find the (BREAST)PLATE.
Color the Breastplate purple.


The BREASTPLATE OF
RIGHTEOUSNESS... we
are made right
with God by putting
out faith in JESUS.



Name: _____

**3. Find an orange crayon.
Hold it up high.
Find the BELT.
Color the Belt orange.**

**Everything God says
is TRUE. The BELT OF
TRUTH protects us
from satan's lies.**




Name: _____

Year Theme: THE FULL ARMOR OF GOD Bible Reference: EPHESIANS 6:10-18

4. Find a gold crayon.
Hold it up high.
Color the SWORD
gold.

The SWORD OF THE
SPIRIT is THE WORD
OF GOD.

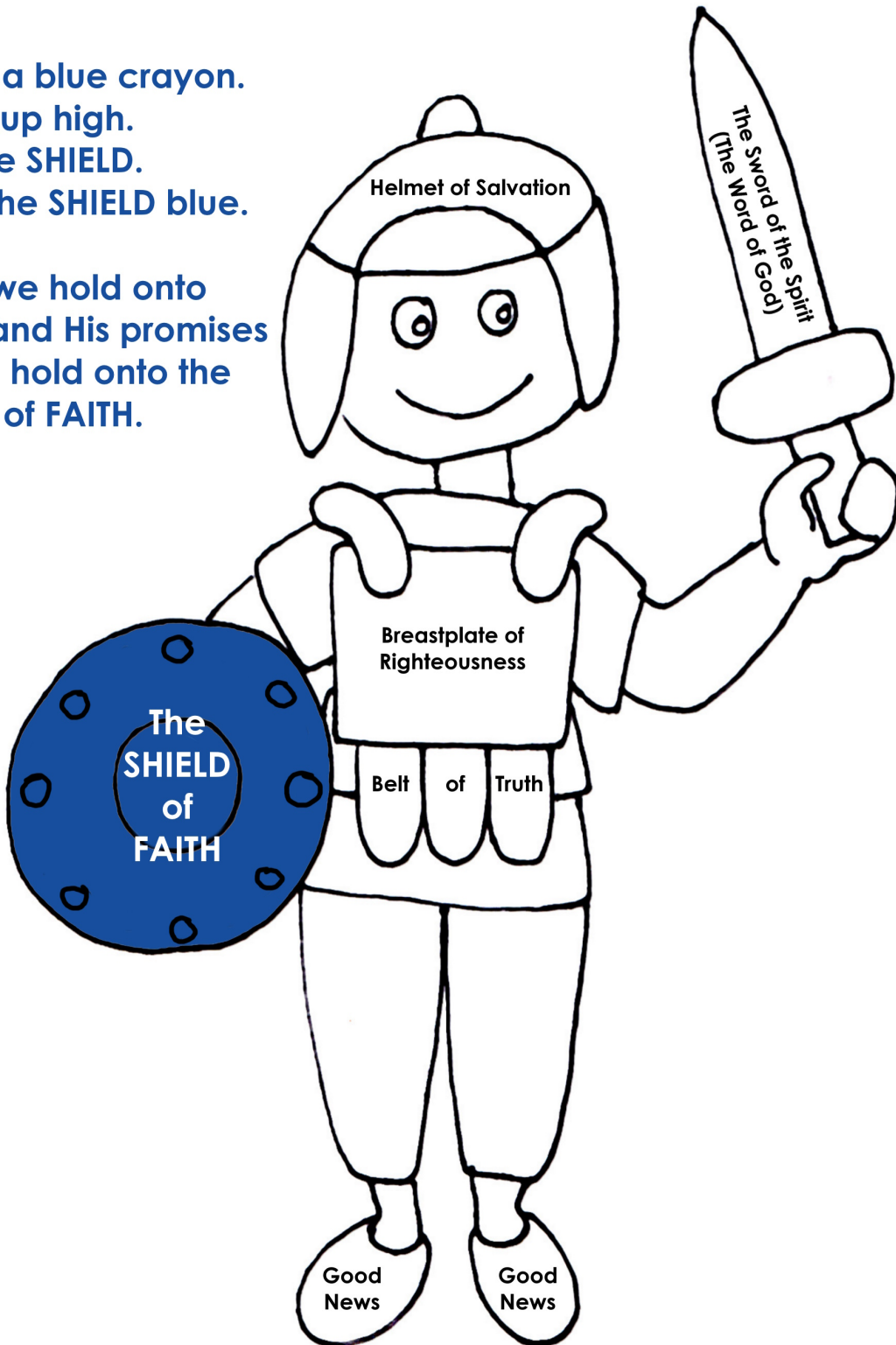


Name: _____

Year Theme: THE FULL ARMOR OF GOD Bible Reference: EPHESIANS 6:10-18

5. Find a blue crayon.
Hold it up high.
Find the SHIELD.
Color the SHIELD blue.

When we hold onto
JESUS and His promises
we are hold onto the
SHIELD of FAITH.



Name: _____

6. Find a GREEN crayon.
Hold it up high.
Find the SHOES.
Color the shoes
GREEN.

The GOOD NEWS
SHOES is the gospel
of peace. Spread the
GOOD NEWS about
JESUS wherever
you go.



Name: _____