




FischerPhotoGraphics

WORKSHEET AND DRAWING LESSON:

OUR FACES

Bible Lessons for 4 and 5 year olds
Series:
Today's Lesson: **WELCOME TO OUR CLASSROOM**

1 print your name



Print your name: Teacher prints name in upper boxes; student prints in lower boxes

M	A	D	E	L	I	N	E								
M	A	D	E	L	I	N	E								

SONG: He's Got the Whole World In His Hands / He's got _____ and _____, in His hands (name each student)

Bible Lessons for 4 and 5 year olds


Series:

Today's Lesson: **WELCOME TO OUR CLASSROOM**

INSTRUCTIONS:

Draw your face.
Look in a mirror.
Color your skin
and hair to
match what you
see in the mirror.

**2. draw your face
and hair to make it
look like you**




Print your name: Teacher prints name in upper boxes; student prints in lower boxes

M	A	D	E	L	I	N	E								
M	A	D	E	L	I	N	E								

SONG: He's Got the Whole World In His Hands / He's got _____ and _____, in His hands (name each student)

Bible Lessons for 4 and 5 year olds
Series:
Today's Lesson: **WELCOME TO OUR CLASSROOM**

**3 color you skin,
hair and eyes to
match YOU**



Print your name: Teacher prints name in upper boxes; student prints in lower boxes


M	A	D	E	L	I	N	E								
M	A	D	E	L	I	N	E								

SONG: He's Got the Whole World In His Hands / He's got _____ and _____, in His hands (name each student)

Bible Lessons for 4 and 5 year olds

Series:

Today's Lesson: **WELCOME TO OUR CLASSROOM**



Print your name: Teacher prints name in upper boxes; student prints in lower boxes

SONG: He's Got the Whole World In His Hands / He's got _____ and _____, in His hands (name each student)