



FischerPhotoGraphics

DRAWING / PAINTING LESSON

FRUIT OF THE SPIRIT: **JOY**

EDIBLE FRUIT: **LEMON**

This year we will be learning about FRUIT. There are two types of fruit: Fruit that you eat and the Fruit of the Spirit that grows in your heart.

First, let's talk about the edible fruit of LEMONS! When lemons are ripe they are completely yellow. They taste a bit sour but when you squeeze out the juice and add some water and sugar, it makes a refreshing drink called lemonade!

Sometimes lemons can go rotten. Yuk! Rotten lemons could make you sick.

Now, let's talk about the Fruit of the Spirit called JOY. Joy is being happy even in a hard place. The opposite of joy is GRUMPINESS. Joy is good fruit; grumpiness is bad fruit.

So, let's paint a lemon and think about GOOD FRUIT!


WellDiggers: Bible Lessons for 4 -6 year olds

Series: **FRUIT OF THE SPIRIT**

Today's Lesson: **Lemon (Edible Fruit / JOY (Spiritual Fruit)**

Name: your name

Lemon on the outside



Lemon on the inside



1. Print your name and the text

Bible Story: **The Fruit of the Spirit... JOY!!!**

J	E	S	S	G	I	V	E	S	M	E	J	O	Y	!
J	E	S	S	G	I	V	E	S	M	E	J	O	Y	!

Songs: **Christ the Vine:** when I'm feeling grumpy, help me have a happy heart... JOY JOY JOY!
I've Got the Joy Joy Joy Joy Down In My Heart





WellDiggers: Bible Lessons for 4 -6 year olds

Series: **FRUIT OF THE SPIRIT**

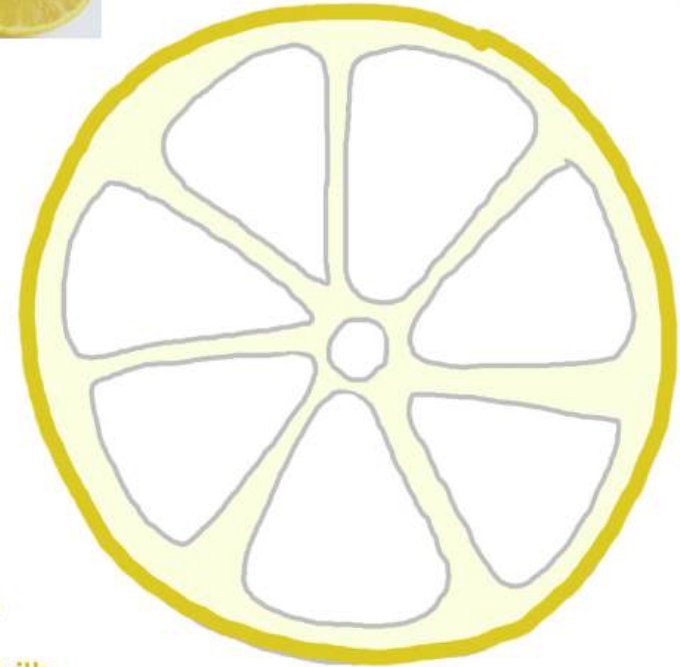
Today's Lesson: **Lemon (Edible Fruit / JOY (Spiritual Fruit)**

Name: your name

Lemon on the outside



Lemon on the inside



2. Using the yellow marker, trace the outside of the lemons. Using the white crayon, color just the pith on the inside of the lemon.

Bible Story: **The Fruit of the Spirit... JOY!!!**

J	E	S	S	G	I	V	E	S	M	E	J	O	Y	!
J	E	S	S	G	I	V	E	S	M	E	J	O	Y	!

Songs: **Christ the Vine:** when I'm feeling grumpy, help me have a happy heart... JOY JOY JOY!
I've Got the Joy Joy Joy Joy Down In My Heart





WellDiggers: Bible Lessons for 4 -6 year olds

Series: **FRUIT OF THE SPIRIT**


Today's Lesson: **Lemon (Edible Fruit / JOY (Spiritual Fruit)**

Name: your name

Lemon on the outside



Lemon on the inside



3. Using yellow paint, fill in the rest of the lemon skin and pulp.

Bible Story: **The Fruit of the Spirit... JOY!!!**

J	E	S	S	G	I	V	E	S	M	E	J	O	Y	!
J	E	S	S	G	I	V	E	S	M	E	J	O	Y	!

Songs: **Christ the Vine:** when I'm feeling grumpy, help me have a happy heart... JOY JOY JOY!
I've Got the Joy Joy Joy Joy Down In My Heart



WellDiggers: Bible Lessons for 4 -6 year olds

Series: **FRUIT OF THE SPIRIT**


Today's Lesson: **Lemon (Edible Fruit / JOY (Spiritual Fruit)**

Name: _____

Lemon on the outside



Lemon on the inside



Bible Story: **The Fruit of the Spirit... JOY!!!**

J	E	S	U	S	G	I	V	E	S	M	E	J	O	Y	!



Songs: **Christ the Vine:** when I'm feeling grumpy, help me have a happy heart... JOY JOY JOY!
I've Got the Joy Joy Joy Joy Down In My Heart

cut out
and glue to
fruit tree project